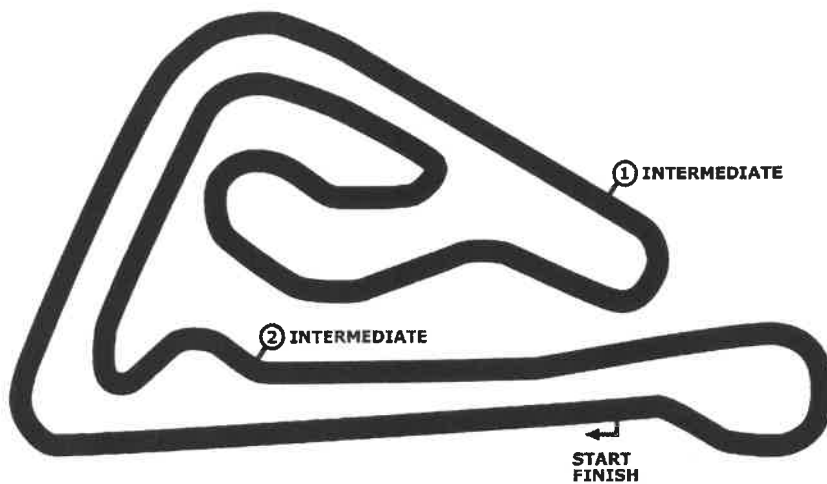


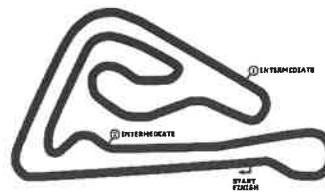
**OMV MAXXMOTION FIA ETRC TRUCK RACE OF SLOVAKIA**

free practice



**Slovakia Ring 5922 m**

**10 & 11 June 2023**



## Result free practice, 09.06.2023

Rk	No.	Gr	Entrant	License	Car	laps	Besttime			
		Cl	Driver	License	Team	%	GAP	DIV	km/h	
1	70		HOMOLA, Mat'o (SVK)	1137/BR	Hyundai Elantra N TCR	9	2:12.356		161.075	
2	68		KOUT, Adam (CZE)	23AS0809	Hyundai / Janik Motorsport	100.00				
2					Hyundai Elantra N TCR	10	2:13.159	00.803	160.103	
3	8	J	KIRCHER, Rene (GER)	27372	Hyundai / Janik Motorsport	100.61	00.803			
3					Honda Civic TCR FK7	9	2:13.568	00.409	159.613	
4	32	J	CZEPIEL, Carlo (POL)	10018	Mertel Motorsport	100.92	01.212			
4					Hyundai Elantra N TCR	9	2:13.620	00.052	159.551	
4					Hyundai / Janik Motorsport	100.96	01.264			
5	3		GHERMANDI, Giacomo (ITA)	464121	Audi RS3 LMS TCR 2021	10	2:13.811	00.191	159.323	
5					Lema Racing	101.10	01.455			
6	9		KAJAJA, Davit (GEO)	ITD-C230003	Honda Civic TCR FK7	8	2:14.068	00.257	159.018	
6					Mertel Motorsport	101.29	01.712			
7	96		FULÍN JR., Petr (CZE)	23AS1299	Cupra Leon Competición TCR	7	2:14.538	00.470	158.462	
7					Petr Fulín	101.65	02.182			
8	71	J	DIETRICH, Philipp (AUT)	JA2118	Cupra Leon Competición TCR	8	2:14.681	00.143	158.294	
8					Team Wimmer Werk Motorsport	101.76	02.325			
9	23		STEIBEL, Sebastian (GER)	16356	Audi RS3 LMS TCR 2021	9	2:15.206	00.525	157.679	
9					Aditis Racing	102.15	02.850			
10	21		WITTKÉ, Carol (GER)	23AS1299	Cupra Leon Competición TCR	8	2:15.211	00.005	157.674	
10					Petr Fulín	102.16	02.855			
11	25	J/T	POSCHIK, Tobias (AUT)	JA1119	Audi RS3 LMS TCR	7	2:15.849	00.638	156.933	
11					Aditis Racing	102.64	03.493			
12	121		VALLERS, Ivars (LVA)	IV09347LV23	Audi RS3 LMS TCR 2021	8	2:15.977	00.128	156.785	
12					LV Racing	102.74	03.621			
13	38		ADÁMEK, Radim (CZE)	23AS0461	Audi RS3 LMS TCR 2021	8	2:17.488	01.511	155.062	
13					Aditis Racing	103.88	05.132			
14	74		KNEGO, Žarko (CRO)	ITC-C0972	Hyundai Elantra N TCR	9	2:17.489	00.001	155.061	
14					Auto Klub Dubrovnik	103.88	05.133			
15	34	T	RZEPECKI, Adam (POL)	10044	Audi RS3 LMS TCR	7	2:17.971	00.482	154.519	
15					Adam Rzepecki	104.24	05.615			
16	82		SMEJKAL, Vít (CZE)	23AS0501	Cupra Leon Competición TCR	7	2:19.725	01.754	152.580	
16					Expres Auto Racing	105.57	07.369			
17	24	T	CITERA, Antonio (AUT)	JA2047	Honda Civic TCR FK7	8	2:22.509	02.784	149.599	
17					78 Racing-Team	107.67	10.153			
14			CÍŽEK, Petr (CZE)	23AS0512	Cupra Leon Competición TCR	2	00.000		0.000	
					Expres Auto Racing					

Issued:

Clerk of the Course:

Timekeeper:

subject to final scrutineering

**OMV/MAXXIMOTION FIA ETRC TRUCK RACE OF SLOVAKIA**

Slovakia Ring, length 5922 m

10 &amp; 11 June 2023

TCR Eastern Europe


**Lap by Lap free practice, 09.06.2023**

<b>3 Giacomo Ghermandi , Audi RS3 LMS TCR 2021 / ITA</b>															
1	3:18.898	2	2:32.802	3	2:23.801	4	2:15.099	5	2:14.433	6	<b>2:13.811</b>	7	2:25.108	8	2:23.543
9	2:13.937	pit	2:17.574												
<b>8 Rene Kircher , Honda Civic TCR FK7 J / GER</b>															
1	5:51.404	2	2:35.363	3	2:15.797	4	2:15.129	5	2:13.949	6	<b>2:13.568</b>	7	2:14.595	8	2:14.270
pit	2:18.885														
<b>9 Davit Kajaia , Honda Civic TCR FK7 / GEO</b>															
1	6:39.719	2	2:25.148	3	2:16.731	4	2:15.003	5	2:14.800	6	2:14.410	7	<b>2:14.068</b>	pit	3:11.270
<b>14 Petr Cízek , Cupra Leon Competición TCR / CZE</b>															
pit	4:42.914	pit	6:20.640												
<b>21 Carol Wittke , Cupra Leon Competición TCR / GER</b>															
pit	3:31.442	2	7:24.289	3	2:18.717	4	2:16.845	5	2:16.255	6	<b>2:15.211</b>	7	2:16.026	pit	3:44.186
<b>23 Sebastian Steibel , Audi RS3 LMS TCR 2021 / GER</b>															
1	3:47.056	2	2:26.669	3	2:20.551	4	2:18.776	5	<b>2:15.206</b>	6	2:15.966	7	2:15.766	8	2:21.347
pit	2:45.646														
<b>24 Antonio Citera , Honda Civic TCR FK7 T / AUT</b>															
pit	3:34.670	2	5:12.760	3	2:30.165	4	2:25.518	5	<b>2:22.509</b>	6	2:22.606	7	2:22.592	pit	2:33.451
<b>25 Tobias Poschik , Audi RS3 LMS TCR J / T / AUT</b>															
pit	3:27.502	2	5:15.679	3	2:18.117	4	2:16.126	5	2:16.183	6	<b>2:15.849</b>	7	2:15.933		
<b>32 Carlo Czepiel , Hyundai Elantra N TCR J / POL</b>															
1	3:09.454	2	2:20.614	3	2:14.977	4	2:48.269	5	<b>2:13.620</b>	6	2:15.594	7	2:56.181	8	2:13.641
pit	2:28.036														
<b>34 Adam Rzepecki , Audi RS3 LMS TCR T / POL</b>															
pit	3:29.980	2	7:47.727	3	2:19.692	4	2:19.413	5	<b>2:17.971</b>	6	2:18.108	pit	2:50.686		
<b>38 Radim Adámek , Audi RS3 LMS TCR 2021 / CZE</b>															
pit	2:59.436	2	5:49.941	3	2:25.402	4	2:19.996	5	2:23.460	6	2:17.834	7	<b>2:17.488</b>	pit	3:20.559
<b>68 Adam Kout , Hyundai Elantra N TCR / CZE</b>															
1	2:41.451	2	2:15.131	3	<b>2:13.159</b>	4	2:13.329	5	2:20.894	6	2:13.767	7	2:14.139	8	2:30.340
9	2:14.919	pit	3:00.182												
<b>70 Mat'o Homola , Hyundai Elantra N TCR / SVK</b>															
1	2:38.629	2	2:13.355	3	2:12.554	pit	2:14.535	5	4:13.042	6	<b>2:12.356</b>	7	2:12.383	8	2:18.623
pit	3:12.984														
<b>71 Philipp Dietrich , Cupra Leon Competición TCR J / AUT</b>															
1	3:10.843	2	2:27.004	pit	2:20.324	4	4:34.966	5	2:18.285	6	2:14.894	7	<b>2:14.681</b>	8	2:15.299
<b>74 Žarko Knego , Hyundai Elantra N TCR / CRO</b>															
pit	3:26.513	2	4:50.290	3	2:25.103	4	2:20.375	5	2:18.782	6	<b>2:17.489</b>	7	2:17.974	8	2:18.471

OMV/MAXXIMOTION FIA ETRC TRUCK RACE OF SLOVAKIA

Slovakia Ring, length 5922 m

10 & 11 June 2023

TCR Eastern Europe



Lap by Lap free practice, 09.06.2023

pit	3:44.428																			
-----	----------	--	--	--	--	--	--	--	--	--	--	--	--	--	--	--	--	--	--	--

<b>82 Vít Smejkal , Cupra Leon Competición TCR / CZE</b>																				
pit	6:44.613	2	5:53.215	3	2:30.439	4	2:23.385	5	2:21.163	6	<b>2:19.725</b>	pit	3:15.155							

<b>96 Petr Fulín Jr. , Cupra Leon Competición TCR / CZE</b>																				
pit	3:33.282	2	6:46.002	3	2:15.597	4	2:14.559	5	<b>2:14.538</b>	6	2:15.721	pit	2:25.166							

<b>121 Ivars Vallers , Audi RS3 LMS TCR 2021 / LVA</b>																				
1	3:37.021	2	4:52.068	3	2:25.463	4	2:19.004	5	2:24.853	6	<b>2:15.977</b>	7	2:22.490	8	3:04.119					



Lap Analysis free practice, 09.06.2023

**3 Giacomo Ghermandi (ITA) (Audi RS3 LMS TCR 2021) Theoretische Bestzeit: 2:13.445**

Lap	D	Time	S1	S2	S3	Lap	D	Time	S1	S2	S3
1	1	3:18.898	1:29.425	1:16.762	32.711	6	1	<b>2:13.811</b>	40.925	<b>1:05.401</b>	27.483
2	1	2:32.802	52.242	1:11.926	28.634	7	1	2:25.108	41.224	1:14.468	29.416
3	1	2:23.801	43.180	1:12.827	27.794	8	1	2:23.543	41.054	1:14.706	27.783
4	1	2:15.099	41.356	1:06.321	27.422	9	1	2:13.937	<b>40.700</b>	1:05.628	27.609
5	1	2:14.433	41.230	1:05.861	<b>27.342</b>	10	1	2:17.574	41.002	1:06.435	

**8 Rene Kircher (GER) (Honda Civic TCR FK7) Theoretische Bestzeit: 2:13.477**

Lap	D	Time	S1	S2	S3	Lap	D	Time	S1	S2	S3
1	1	5:51.404	3:54.643	1:23.458	33.303	6	1	<b>2:13.568</b>	<b>40.855</b>	<b>1:05.301</b>	27.405
2	1	2:35.363	49.834	1:16.679	28.850	7	1	2:14.595	40.957	1:06.162	27.476
3	1	2:15.797	42.300	1:05.967	27.530	8	1	2:14.270	40.933	1:05.679	27.658
4	1	2:15.129	42.184	1:05.610	27.335	9	1	2:18.885	41.885	1:05.975	
5	1	2:13.949	41.052	1:05.583	<b>27.314</b>						

**9 Davit Kajaia (GEO) (Honda Civic TCR FK7) Theoretische Bestzeit: 2:13.875**

Lap	D	Time	S1	S2	S3	Lap	D	Time	S1	S2	S3
1	1	6:39.719	4:47.605	1:20.636	31.478	5	1	2:14.800	41.330	1:06.149	<b>27.321</b>
2	1	2:25.148	47.224	1:09.957	27.967	6	1	2:14.410	41.098	1:05.876	27.436
3	1	2:16.731	42.282	1:07.067	27.382	7	1	<b>2:14.068</b>	<b>40.912</b>	<b>1:05.641</b>	27.514
4	1	2:15.003	41.407	1:06.131	27.465	8	1	3:11.270	1:12.633	1:17.241	

**14 Petr Cížek (CZE) (Cupra Leon Competición TCR) Theoretische Bestzeit:**

Lap	D	Time	S1	S2	S3	Lap	D	Time	S1	S2	S3
1	1	4:42.914	<b>2:50.471</b>	<b>1:17.431</b>		2	1	6:20.640	4:11.541	1:29.142	

**21 Carol Wittke (GER) (Cupra Leon Competición TCR) Theoretische Bestzeit: 2:14.799**

Lap	D	Time	S1	S2	S3	Lap	D	Time	S1	S2	S3
1	1	3:31.442	1:36.511	1:19.283		5	1	2:16.255	42.570	1:06.184	27.501
2	1	7:24.289	5:40.710	1:15.168	28.411	6	1	<b>2:15.211</b>	42.280	<b>1:05.491</b>	<b>27.435</b>
3	1	2:18.717	43.470	1:07.502	27.745	7	1	2:16.026	<b>41.868</b>	1:06.070	28.088
4	1	2:16.845	42.534	1:06.713	27.598	8	1	3:44.186	1:25.786	1:26.197	

**23 Sebastian Steibel (GER) (Audi RS3 LMS TCR 2021) Theoretische Bestzeit: 2:14.754**

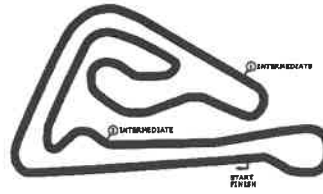
Lap	D	Time	S1	S2	S3	Lap	D	Time	S1	S2	S3
1	1	3:47.056				6	1	2:15.966	41.429	1:06.813	27.724
2	1	2:26.669	45.947	1:12.160	28.562	7	1	2:15.766	<b>41.168</b>	1:06.587	28.011
3	1	2:20.551	43.550	1:09.035	27.966	8	1	2:21.347	41.492	1:12.132	27.723
4	1	2:18.776	42.223	1:08.787	27.766	9	1	2:45.646	50.952	1:16.940	
5	1	<b>2:15.206</b>	41.620	<b>1:05.971</b>	<b>27.609</b>						

**24 Antonio Citera (AUT) (Honda Civic TCR FK7) Theoretische Bestzeit: 2:21.744**

Lap	D	Time	S1	S2	S3	Lap	D	Time	S1	S2	S3
1	1	3:34.670	1:35.141	1:20.243		5	1	<b>2:22.509</b>	<b>43.804</b>	1:10.012	28.693
2	1	5:12.760	3:24.406	1:18.005	30.349	6	1	2:22.606	44.114	1:09.885	28.607
3	1	2:30.165	46.428	1:13.668	30.069	7	1	2:22.592	43.998	<b>1:09.381</b>	29.208
4	1	2:25.518	46.019	1:10.945	<b>28.554</b>	8	1	2:33.451	46.194	1:10.060	

**25 Tobias Poschik (AUT) (Audi RS3 LMS TCR) Theoretische Bestzeit:**

Lap	D	Time	S1	S2	S3	Lap	D	Time	S1	S2	S3
1	1	3:27.502				5	1	2:16.183			
2	1	5:15.679				6	1	<b>2:15.849</b>			
3	1	2:18.117				7	1	2:15.933			
4	1	2:16.126									



Lap Analysis free practice, 09.06.2023

**32 Carlo Czepiel (POL) (Hyundai Elantra N TCR)**

Theoretische Bestzeit: 2:13.246

Lap	D	Time	S1	S2	S3	Lap	D	Time	S1	S2	S3
1	1	3:09.454	1:22.211	1:15.383	31.860	6	1	2:15.594	<b>40.759</b>	1:07.227	27.608
2	1	2:20.614	45.086	1:07.586	27.942	7	1	2:56.181	51.705	1:30.411	34.065
3	1	2:14.977	41.506	1:05.876	27.595	8	1	2:13.641	40.801	1:05.299	27.541
4	1	2:48.269	50.434	1:22.017	35.818	9	1	2:28.036	41.117	1:10.972	
5	1	<b>2:13.620</b>	41.133	<b>1:05.101</b>	<b>27.382</b>						

**34 Adam Rzepecki (POL) (Audi RS3 LMS TCR)**

Theoretische Bestzeit: 2:17.776

Lap	D	Time	S1	S2	S3	Lap	D	Time	S1	S2	S3
1	1	3:29.980	1:34.167	1:19.961		5	1	<b>2:17.971</b>	42.401	<b>1:07.581</b>	<b>27.985</b>
2	1	7:47.727	6:08.040	1:10.632	29.055	6	1	2:18.108	<b>42.206</b>	1:07.699	28.203
3	1	2:19.692	42.639	1:08.124	28.929	7	1	2:50.686	46.504	1:22.494	
4	1	2:19.413	42.485	1:08.890	28.038						

**38 Radim Adámek (CZE) (Audi RS3 LMS TCR 2021)**

Theoretische Bestzeit:

Lap	D	Time	S1	S2	S3	Lap	D	Time	S1	S2	S3
1	1	2:59.436				5	1	2:23.460			
2	1	5:49.941				6	1	2:17.834			
3	1	2:25.402				7	1	<b>2:17.488</b>			
4	1	2:19.996				8	1	3:20.559			

**68 Adam Kout (CZE) (Hyundai Elantra N TCR)**

Theoretische Bestzeit: 2:12.895

Lap	D	Time	S1	S2	S3	Lap	D	Time	S1	S2	S3
1	1	2:41.451	1:02.353	1:10.425	28.673	6	1	2:13.767	41.160	1:05.207	27.400
2	1	2:15.131	41.731	1:05.809	27.591	7	1	2:14.139	41.187	1:05.425	27.527
3	1	<b>2:13.159</b>	41.240	<b>1:04.734</b>	<b>27.185</b>	8	1	2:30.340	47.914	1:14.593	27.833
4	1	2:13.329	<b>40.976</b>	1:05.066	27.287	9	1	2:14.919	41.142	1:05.986	27.791
5	1	2:20.894	44.354	1:09.210	27.330	10	1	3:00.182	1:07.253	1:11.178	

**70 Mat'o Homola (SVK) (Hyundai Elantra N TCR)**

Theoretische Bestzeit: 2:11.960

Lap	D	Time	S1	S2	S3	Lap	D	Time	S1	S2	S3
1	1	2:38.629	58.042	1:10.120	30.467	6	1	<b>2:12.356</b>	40.750	1:04.463	27.143
2	1	2:13.355	41.587	1:04.590	27.178	7	1	2:12.383	<b>40.606</b>	1:04.572	27.205
3	1	2:12.554	41.019	1:04.413	<b>27.122</b>	8	1	2:18.623	40.801	1:07.760	30.062
4	1	2:14.535	40.887	<b>1:04.231</b>		9	1	3:12.984	1:12.244	1:16.954	
5	1	4:13.042	2:28.960	1:12.491	31.591						

**71 Philipp Dietrich (AUT) (Cupra Leon Competición TCR)**

Theoretische Bestzeit: 2:14.183

Lap	D	Time	S1	S2	S3	Lap	D	Time	S1	S2	S3
1	1	3:10.843	1:21.562	1:18.623	30.658	5	1	2:18.285	43.721	<b>1:05.641</b>	28.917
2	1	2:27.004	48.270	1:09.436	29.298	6	1	2:14.894	41.705	1:05.672	<b>27.517</b>
3	1	2:20.324	43.964	1:07.057		7	1	<b>2:14.681</b>	41.203	1:05.896	27.582
4	1	4:34.966	2:56.054	1:09.793	29.119	8	1	2:15.299	<b>41.019</b>	1:06.667	27.613

**74 Žarko Knego (CRO) (Hyundai Elantra N TCR)**

Theoretische Bestzeit: 2:17.139

Lap	D	Time	S1	S2	S3	Lap	D	Time	S1	S2	S3
1	1	3:26.513	1:32.381	1:18.706		6	1	<b>2:17.489</b>	42.351	<b>1:07.041</b>	28.097
2	1	4:50.290	2:56.067	1:22.878	31.345	7	1	2:17.974	<b>42.118</b>	1:07.876	<b>27.980</b>
3	1	2:25.103	45.356	1:10.979	28.768	8	1	2:18.471	42.282	1:07.929	28.260
4	1	2:20.375	44.127	1:08.018	28.230	9	1	3:44.428	1:09.882	1:44.986	
5	1	2:18.782	42.827	1:07.843	28.112						

**82 Vít Smejkal (CZE) (Cupra Leon Competición TCR)**

Theoretische Bestzeit: 2:19.725

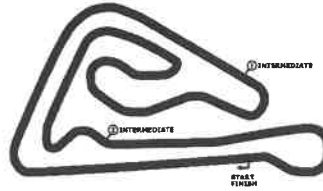
Lap	D	Time	S1	S2	S3	Lap	D	Time	S1	S2	S3
1	1	6:44.613	4:25.657	1:29.101		5	1	2:21.163	43.954	1:08.891	28.318
2	1	5:53.215	4:02.468	1:19.134	31.613	6	1	<b>2:19.725</b>	<b>43.462</b>	<b>1:08.201</b>	<b>28.062</b>
3	1	2:30.439	46.317	1:14.988	29.134	7	1	3:15.155	58.783	1:29.745	
4	1	2:23.385	45.107	1:09.780	28.498						

OMV MAXXIMOTION FIA ETRC TRUCK RACE OF SLOVAKIA

Slovakia Ring, length 5922 m

10 & 11 June 2023

TCR Eastern Europe



Lap Analysis free practice, 09.06.2023

**96 Petr Fulín Jr. (CZE) (Cupra Leon Competición TCR)**

Theoretische Bestzeit: 2:14.315

Lap	D	Time	S1	S2	S3	Lap	D	Time	S1	S2	S3
1	1	3:33.282	1:39.144	1:16.831		5	1	<b>2:14.538</b>	<b>41.053</b>	<b>1:05.814</b>	27.671
2	1	6:46.002	5:08.749	1:09.258	27.995	6	1	2:15.721	41.138	1:06.845	27.738
3	1	2:15.597	41.991	1:06.158	<b>27.448</b>	7	1	2:25.166	41.121	1:06.786	
4	1	2:14.559	41.209	1:05.870	27.480						

**121 Ivars Vallers (LVA) (Audi RS3 LMS TCR 2021)**

Theoretische Bestzeit: 2:15.799

Lap	D	Time	S1	S2	S3	Lap	D	Time	S1	S2	S3
1	1	3:37.021	1:38.187	1:21.948		5	1	2:24.853	42.182	1:12.495	30.176
2	1	4:52.068	3:06.787	1:16.202	29.079	6	1	<b>2:15.977</b>	41.781	<b>1:06.637</b>	<b>27.559</b>
3	1	2:25.463	44.073	1:11.902	29.488	7	1	2:22.490	<b>41.603</b>	1:08.341	32.546
4	1	2:19.004	42.999	1:08.145	27.860	8	1	3:04.119	53.199	1:24.685	



## Best Sector Times free practice

Pos.	sector 1		sector 2		sector 3		theoretical and best lap time							
	No	Driver	Time	No	Driver	Time	No	Driver	theoretical	Best	Pos			
1	70	Homola M.	40.606	70	Homola M.	1:04.232	70	Homola M.	27.122	70	Homola M.	2:11.960	2:12.356	1
2	3	Ghermandi G.	40.700	68	Kout A.	1:04.734	68	Kout A.	27.185	68	Kout A.	2:12.895	2:13.159	2
3	32	Czepiel C.	40.759	32	Czepiel C.	1:05.105	8	Kircher R.	27.314	32	Czepiel C.	2:13.246	2:13.620	4
4	8	Kircher R.	40.855	8	Kircher R.	1:05.308	9	Kajaia D.	27.321	3	Ghermandi G.	2:13.445	2:13.811	5
5	9	Kajaia D.	40.912	3	Ghermandi G.	1:05.403	3	Ghermandi G.	27.342	8	Kircher R.	2:13.477	2:13.568	3
6	68	Kout A.	40.976	21	Wittke C.	1:05.496	32	Czepiel C.	27.382	9	Kajaia D.	2:13.875	2:14.068	6
7	71	Dietrich P.	41.019	9	Kajaia D.	1:05.642	21	Wittke C.	27.435	71	Dietrich P.	2:14.183	2:14.681	8
8	96	Fulín Jr. P.	41.053	71	Dietrich P.	1:05.647	96	Fulín Jr. P.	27.448	96	Fulín Jr. P.	2:14.315	2:14.538	7
9	23	Steibel S.	41.168	96	Fulín Jr. P.	1:05.814	71	Dietrich P.	27.517	23	Steibel S.	2:14.754	2:15.206	9
10	121	Vallers I.	41.603	23	Steibel S.	1:05.977	121	Vallers I.	27.559	21	Wittke C.	2:14.799	2:15.211	10
11	21	Wittke C.	41.868	121	Vallers I.	1:06.637	23	Steibel S.	27.609	121	Vallers I.	2:15.799	2:15.977	12
12	74	Knego Ž.	42.118	74	Knego Ž.	1:07.041	74	Knego Ž.	27.980	74	Knego Ž.	2:17.139	2:17.489	14
13	34	Rzepecki A.	42.206	34	Rzepecki A.	1:07.585	34	Rzepecki A.	27.985	34	Rzepecki A.	2:17.776	2:17.971	15
14	82	Smejkal V.	43.462	82	Smejkal V.	1:08.201	82	Smejkal V.	28.062	82	Smejkal V.	2:19.725	2:19.725	16
15	24	Citera A.	43.804	24	Citera A.	1:09.386	24	Citera A.	28.554	24	Citera A.	2:21.744	2:22.509	17
16	14	Cížek P.	2:50.476	14	Cížek P.	1:17.434	14	Cížek P.	00.000	14	Cížek P.	00.000	00.000	0
17	25	Poschik T.	00.000	25	Poschik T.	00.000	25	Poschik T.	00.000	25	Poschik T.	00.000	2:15.849	11
18	38	Adámek R.	00.000	38	Adámek R.	00.000	38	Adámek R.	00.000	38	Adámek R.	00.000	2:17.488	13